


Bat Handle Mini Toggle

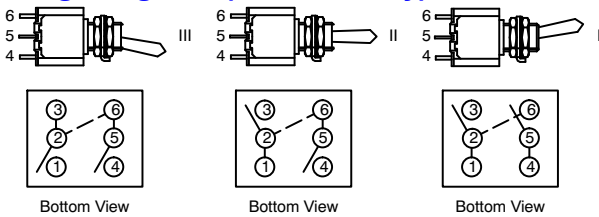


Features

- SP, DP, 3P & 4P Types
- PC Terminal Types Available (PC suffix)
- Epoxy Sealed Terminals
- Typical Applications Include: Switching Power Supplies, DC-DC Converters, Motors, etc.

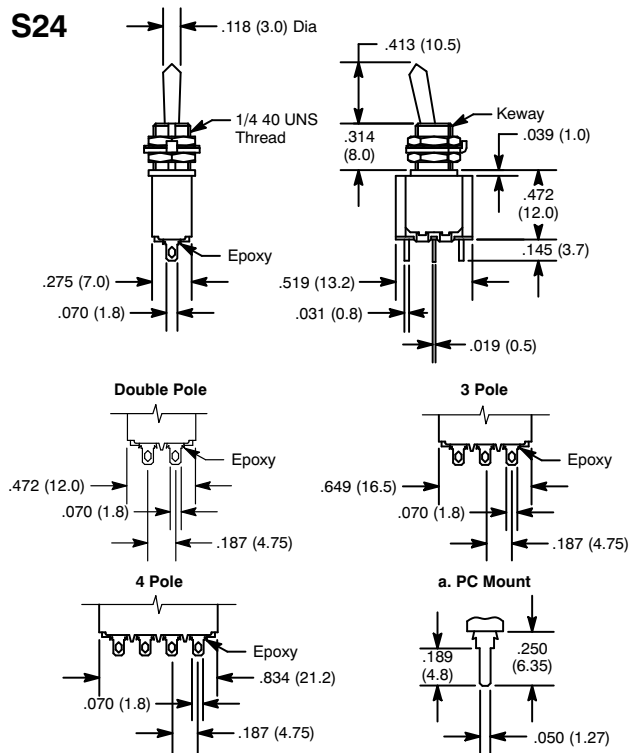


Wiring Diagram (54-306 Only)



Equivalent to single pole 3 throw switch. Dotted line between terminals 2 & 6 indicate external jumpers to be added by customer.

S24



Specifications

- Current Rating:** 6A 125VAC, 3A 250VAC or 4A 30VDC
5A 120VAC or 28VDC, 2A 250VAC **PC Mount Only**
- Insulation Resistance:** 1000 Megohms (min.) at 500VDC
- Dielectric Strength:** 1000V RMS (min.) between terminals
- Temperature Rating:** -40°F to +185°F (-40°C to +85°C)
- Electrical Life:** 50,000 cycles (min.)
40,000 cycles (min.) **3 Pole Only**
30,000 cycles (min.) **4 Pole Only**
- Terminal Type:** Refer to Diag No. in Table
- Mounting Hole:** .255 (6.5)

	NTE Type No.	Circuitry	Action			Actuator	Diag No.
	54-301	SPDT	ON	NONE	(ON)	Chrome Plated Brass	S24
NEW	54-301PC	SPDT	ON	NONE	(ON)	Chrome Plated Brass	S24a
	54-302	SPDT	ON	NONE	(ON)	Chrome Plated Brass	S24
NEW	54-302PC	SPDT	ON	NONE	(ON)	Chrome Plated Brass	S24a
	54-303	SPDT	ON	OFF	(ON)	Chrome Plated Brass	S24
NEW	54-303PC	SPDT	ON	OFF	(ON)	Chrome Plated Brass	S24a
	54-304	SPDT	ON	OFF	(ON)	Chrome Plated Brass	S24
NEW	54-304PC	SPDT	ON	OFF	(ON)	Chrome Plated Brass	S24a
	54-305	SPDT	(ON)	OFF	(ON)	Chrome Plated Brass	S24
NEW	54-305PC	SPDT	(ON)	OFF	(ON)	Chrome Plated Brass	S24a
	54-306*	SP3T	ON	ON	ON	Chrome Plated Brass	S24
	54-307	DPDT	ON	NONE	ON	Chrome Plated Brass	S24
NEW	54-307PC	DPDT	ON	NONE	ON	Chrome Plated Brass	S24a
	54-308	DPDT	ON	OFF	ON	Chrome Plated Brass	S24
NEW	54-308PC	DPDT	ON	OFF	ON	Chrome Plated Brass	S24a
	54-309	DPDT	ON	NONE	(ON)	Chrome Plated Brass	S24
NEW	54-309PC	DPDT	ON	NONE	(ON)	Chrome Plated Brass	S24a
	54-310	DPDT	ON	OFF	(ON)	Chrome Plated Brass	S24
NEW	54-310PC	DPDT	ON	OFF	(ON)	Chrome Plated Brass	S24a
	54-311	DPDT	(ON)	OFF	(ON)	Chrome Plated Brass	S24
NEW	54-311PC	DPDT	(ON)	OFF	(ON)	Chrome Plated Brass	S24a
	54-312	4PDT	ON	NONE	ON	Chrome Plated Brass	S24
NEW	54-312PC	4PDT	ON	NONE	ON	Chrome Plated Brass	S24a
	54-313	4PDT	ON	OFF	ON	Chrome Plated Brass	S24
NEW	54-313PC	4PDT	ON	OFF	ON	Chrome Plated Brass	S24a
	54-314	4PDT	(ON)	OFF	(ON)	Chrome Plated Brass	S24
	54-315	4PDT	ON	OFF	(ON)	Chrome Plated Brass	S24
	54-316	4PDT	ON	NONE	(ON)	Chrome Plated Brass	S24
NEW	54-316PC	4PDT	ON	NONE	(ON)	Chrome Plated Brass	S24a
	54-323	3PDT	ON	NONE	ON	Chrome Plated Brass	S24
NEW	54-323PC	3PDT	ON	NONE	ON	Chrome Plated Brass	S24a
	54-324	3PDT	ON	OFF	ON	Chrome Plated Brass	S24
NEW	54-324PC	3PDT	ON	OFF	ON	Chrome Plated Brass	S24a
	54-325	3PDT	(ON)	OFF	(ON)	Chrome Plated Brass	S24
	54-326	3PDT	ON	OFF	(ON)	Chrome Plated Brass	S24
	54-327	3PDT	ON	NONE	(ON)	Chrome Plated Brass	S24
NEW	54-327PC	3PDT	ON	NONE	(ON)	Chrome Plated Brass	S24a

SPECIAL NOTE: () = Momentary Function
* SP in DP case.