
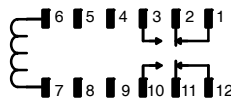


Features

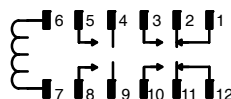
- DPDT, DPDT + 2 NO, & 4PDT Versions
- Plug-In Terminals
- Encapsulated Coil for Protection
- See-Thru Plastic Cover



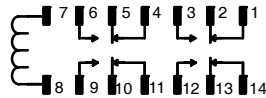
DPDT, 2 Form "C"



DPDT + 2 NO, 2 Form "C" 2 Form "A"



4PDT, 4 Form "C"

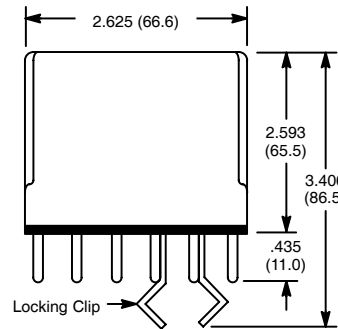


R17 Series

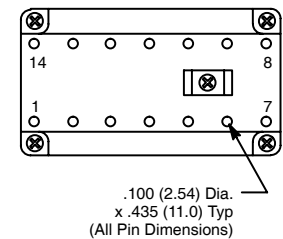
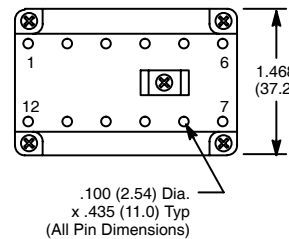
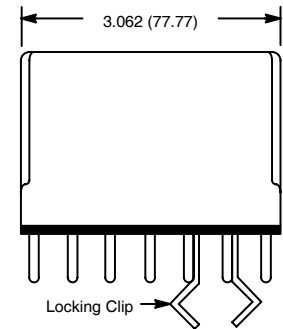


General Purpose, Industrial, 10 Amp, AC & DC, Plug-In Relays.

D64a



D64b



AC OPERATED						
NTE Type No.	Nom. Voltage	Contact Arr.	Coil Res. Ohms (Typ)	Nom. Power	Max. Contact Cur. @ 28VDC or 120VAC	Diag No.
R17-11A10-24	24VAC	DPDT	—	5VA	10A	D64a
R17-11A10-120	120VAC	DPDT	—	5VA	10A	D64a
R17-11NA10-24	24VAC	DPDT-NO	—	5VA	10A	D64a
R17-11NA10-120	120VAC	DPDT-NO	—	5VA	10A	D64a
R17-17A10-24	24VAC	4PDT	—	5VA	10A	D64b
R17-17A10-120	120VAC	4PDT	—	5VA	10A	D64b
DC OPERATED						
R17-11D10-24	24VDC	DPDT	250	1.8W	10A	D64a
R17-11D10-115	115/125 VDC	DPDT	6200	2.5W	10A	D64a
R17-11ND10-24	24VDC	DPDT-NO	250	1.8W	10A	D64a
R17-11ND10-115	115/125 VDC	DPDT-NO	6200	2.5W	10A	D64a
R17-17D10-24	24VDC	4PDT	250	1.8W	10A	D64b
R17-17D10-115	115/125 VDC	4PDT	6200	2.5W	10A	D64b
ACCESSORIES						
MOUNTING STYLES	DESCRIPTION	NTE TYPE NO.				
SURFACE MOUNT	12-PIN 14-PIN	R95-180 R95-180A				

Electrical Specifications

Contact

Contact Rating: See chart
Contact Material: Silver cadmium oxide, gold diffused
Contact Resistance: 0.050 Max. initial

Coil

Coil Voltages: See Chart
Pull-In Voltage (Min): 85% of nominal Coil Vltg. (AC)
 80% of nominal Coil Vltg. (DC)
Overvoltage (Max): 110% of nominal Coil Vltg.
Resistance: See chart

Operational Characteristics

Timing Values Operate Time: 25 mS Max
Release Time: 20 mS Max

Insulation Characteristics

Dielectric Strength
All Mutually Insulated Points: 1500 VRMS
Insulation: 1/4" over surface, 1/8" thru air

Environmental Characteristics

Rated Operating: -10°C to +60°C

Life

Mechanical: 10 million operations (no load)
Electrical: 100,000 operations (at rated load)

Weight

Std: 8.5 oz (241 grams) approx.